



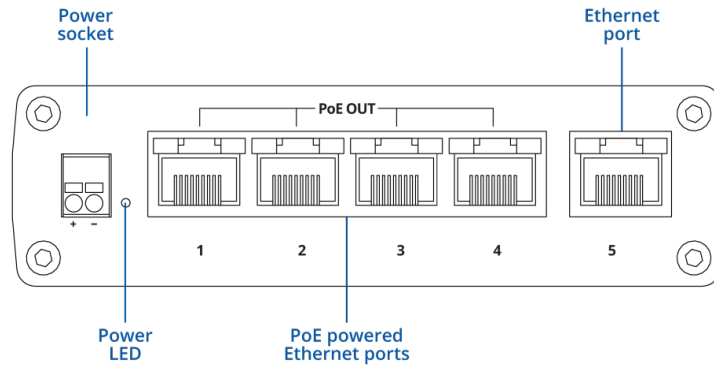
TSW101

v1.2

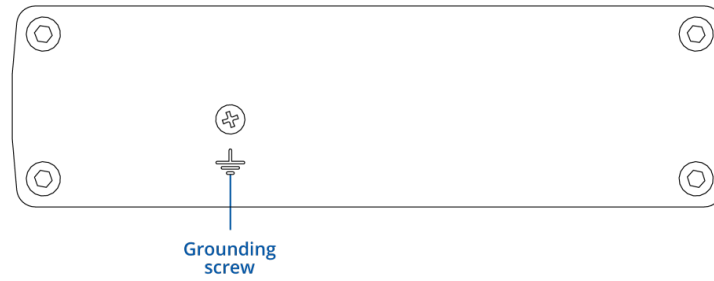


HARDWARE

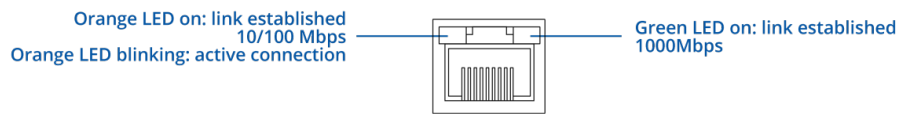
FRONT VIEW



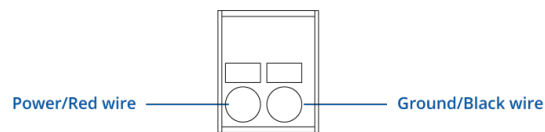
BACK VIEW



RJ45 LED MEANING



POWER SOCKET PINOUT



FEATURES

Ethernet

ETH	5 x ETH ports, 10/100/1000 Mbps, supports auto MDI/MDIX crossover
IEEE 802.3 series standards	802.3i, 802.3u, 802.3ab, 802.3x, 802.3az

INDUSTRIAL PROTOCOLS

Profinet	Profinet Class A conformance (available with optional order code)
-----------------	---

POE OUT

PoE ports	Port 1-4
PoE standards	802.3af and 802.3at Alternative A
PoE Max Power per Port (at PSE)	30 W
Total PoE Power Budget (at PSE)	60 W
Maximum Ethernet cable length	100 m

Performance Specifications

Bandwidth (Non-blocking)	10 Gbps
Packer buffer	128 KB
MAC address table size	2K entries
Jumbo frame support	9216 bytes

Power

Connector	2-pin industrial DC power socket
Input voltage range	9 – 30 VDC
PoE-out input voltage range	9 – 30 VDC
Power consumption	Idle: 0.64 W / Max: 2.31 W / PoE Max: 62.3 W
PSU	12 V or 24 V car battery-powered. No additional PSU is required.

Physical Interfaces

Ethernet	5 x RJ45 ports, 10/100/1000 Mbps
Status LEDs	1 x Power LED, 10 x ETH status LEDs
Power	1 x 2-pin industrial DC power socket
Other	1 x Grounding screw

Physical Specification

Casing material	Aluminium housing
Dimensions (W x H x D)	115 x 32 x 95 mm
Weight	384 g
Mounting options	DIN rail, wall mount, flat surface (all require additional kit)

Operating Environment

Operating temperature	-40 °C to 75 °C
Operating humidity	5% to 95% non-condensing
Ingress Protection Rating	IP30

Regulatory & Type Approvals

Regulatory	CE, REACH, RoHS, WEEE TSW101 CE TSW101 UKCA TSW101 FCC TSW101 IC TSW101 CB TSW101 RCM E-Mark
-------------------	---

EMC Emissions & Immunity

Standards	EN 55032:2015 + A11:2020 + A1:2020 EN 55035:2017 + A11:2020
ESD	EN 61000-4-2:2009
Radiated Immunity	EN IEC 61000-4-3:2020
EFT	EN 61000-4-4:2012
Surge immunity (AC Power Line)	EN 61000-4-5:2014 + A1:2017
CS	EN 61000-4-6:2014

Safety

Standards**CE:** EN IEC 62368-1:2020 + A11:2020, EN IEC 62311:2020, EN 50665:2017**RCM:** AS/NZS 62368.1:2022**CB:** IEC 62368-1:2018

ORDERING

STANDARD PACKAGE*



- TSW101
- QSG (Quick Start Guide)
- Packaging box

*Standard package contents may differ based on standard order codes.

For more information on all available packaging options – please [contact us](#) directly.

CLASSIFICATION CODES

HS Code: 851762

HTS: 8517.62.00

AVAILABLE VERSIONS

TSW101 *****0	N/A	TSW101000000 / Standard package TSW101000020 / Mass packing code
TSW101 *****1	N/A	TSW101000001 / Standard package without PSU

Profinet Class A conformance

TSW101 SPATIAL MEASUREMENTS

PHYSICAL SPECIFICATION

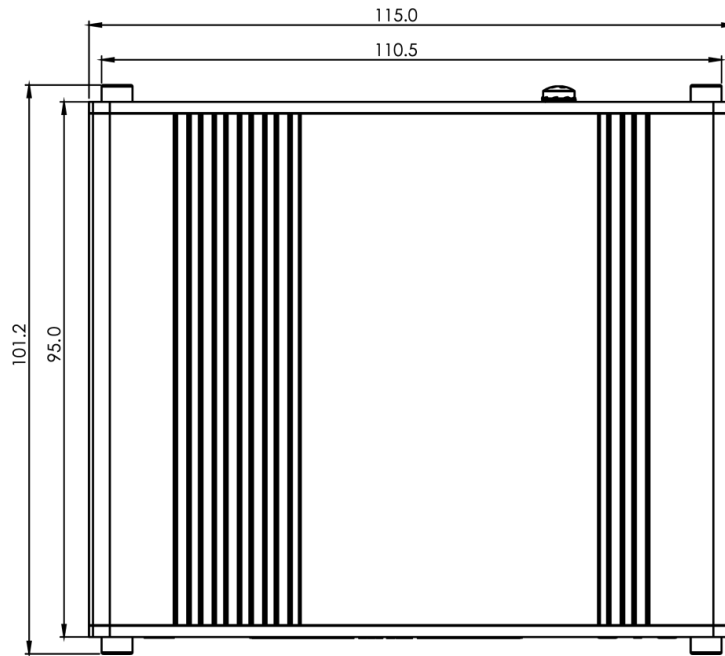
Device housing*: 115 x 32.2 x 95 mm

Box: 175 x 35 x 150 mm

*Housing measurements are presented without antenna connectors and screws; for measurements of other device elements look to the sections below.


TOP VIEW

The figure below depicts the measurements of device and its components as seen from the top:



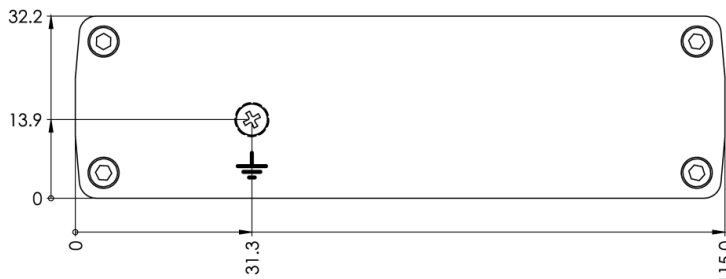
RIGHT VIEW

The figure below depicts the measurements of device and its components as seen from the right:



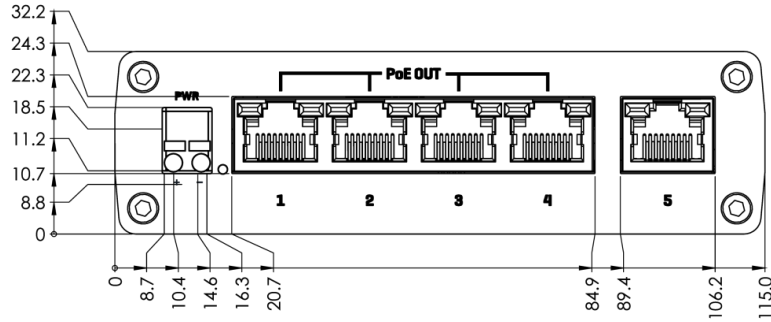
REAR VIEW

The figure below depicts the measurements of device and its components as seen from the back panel side:



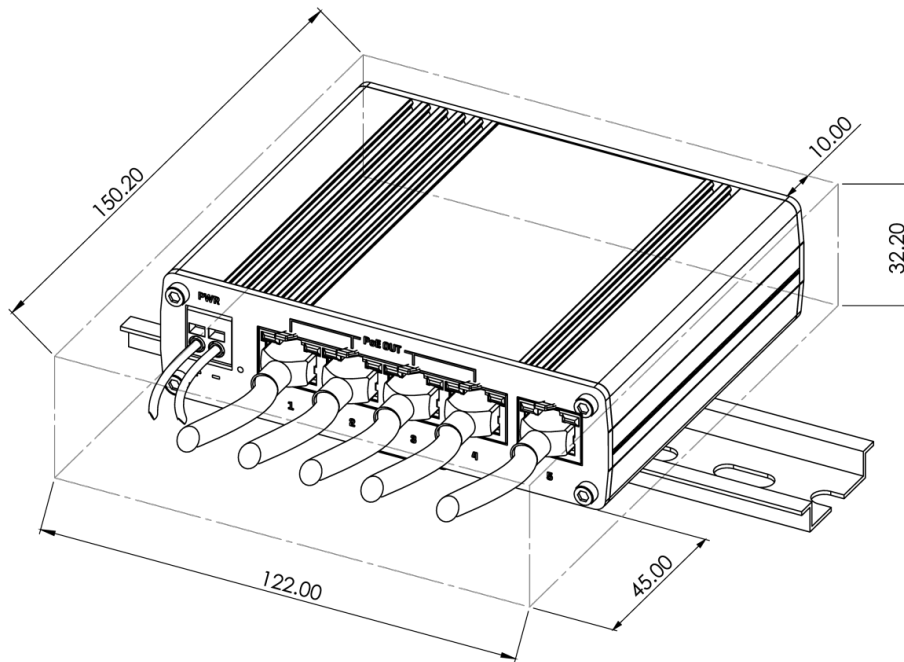
FRONT VIEW

The figure below depicts the measurements of device and its components as seen from the front panel side:



MOUNTING SPACE REQUIREMENTS

The figure below depicts an approximation of the device's dimensions when cables and antennas are attached:



DIN RAIL

The scheme below depicts protrusion measurements of an attached DIN Rail:

